


CAMILLA

Forced ventilation pellet stove



Metallic White



Metallic Black



Metallic Bordeaux



Heating type	Forced ventilation
Heat output	2.8-6 kW
Heatable volume	100-175 m ³
Tank capacity	16.5 kg
Ermetic Monoblock	Yes
Monoblock	Hermetic steel monoblock
Coating	Painted steel
Baffle / Hearth / Brazier	Skamolex/steel/cast iron
Performance	91.3 %
Weight	90 Kg
Door	Cast iron
Handle	Painted steel openable with cold hand
Glass resistance	Resistant to 750°C
Floor	Painted steel
Air inlet	6 cm
Flue outlet	8 cm
Outlet position	Rear
Outlet position (optional)	Right side - left side - upper - upper coaxial
Consumption	0.6-1.3 Kg/H
Removable ash drawer	Yes
Electric Power	39 W



Airtight



Pellet Quality System



Cyclical Brazier Cleaning System



Remote Control via App



Humidifier (Optional)



Energy Saving



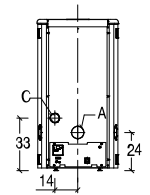
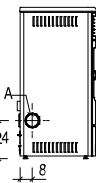
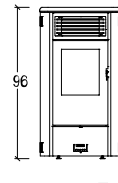
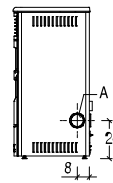
Night Mode



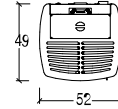
Removable Ash Box



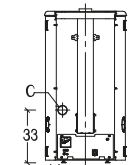
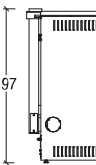
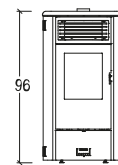
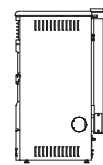
Pellet Level Sensor



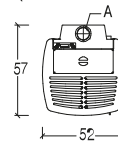
A	C
8 cm	6 cm



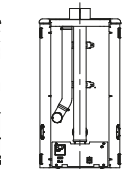
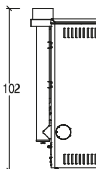
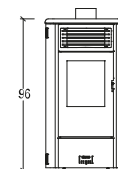
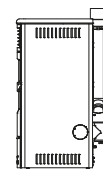
Versione con scarico posteriore, standard
Version with rear flue outlet, standard



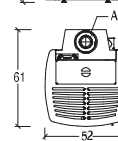
A	C
8 cm	6 cm



Con kit scarico superiore, optional
Version with top flue outlet, optional



A
8/13 cm



Con kit scarico superiore coassiale, optional
Version with coaxial flue outlet, optional

A Scarico fumi; B Uscita canalizzazione; C Condotto aria comburente.
A Flue outlet; B Warm air outlet; C Combustion air inlet.

